

SEWER EQUIPMENT CO. of AMERICA

SEWER EQUIPMENT
CO. of AMERICA



MODEL 545 & 747 SERIES

BEST PRODUCTS, BEST LOCAL SUPPORT



545 & 747 Series

Sewer Equipment Company of America built its first 747 Trailer Jet with a rotating hose reel in 1993. Throughout its evolution, the 747 series of jetters has been the industry standard by which others are judged. Whether it is longevity, operator safety, overall value or available options that you are looking for, the current offering of 747 trailer and truck jets are without peer in the marketplace.



Longevity starts with choosing the proper components and continues with meticulous design and assembly. With gas engines and triplex plunger run-dry water pumps as standard equipment, users are assured of a vast support network and the utmost performance and reliability for the life of their system. Frames made of fully welded $\frac{1}{4}$ " x 2" x 6" steel tubing maximize strength and corrosion resistance, and every trailer is certified by the National Association of Trailer Manufacturers, assuring you of adherence to all Federal D.O.T regulations and safety standards.

While our stout frames limit flex and sway while towing, our available Duraprolene water tanks are fully baffled to eliminate surging while stopping and turning with a load of water. Once on the job, our standard rotating safety reel allows the operator to position the trailer in the safest possible manner while simply rotating the reel to conveniently face the access point. The NEMA 4 water-tight control panel swivels with the reel to allow safe access regardless of reel position.

Our unique ECO operating system allows the engine to run at a 33% lower RPM than traditional designs, saving you operating costs on fuel every day and creating a safer and more pleasant work environment for your operators. Long term value is also created with design features like a welded, one piece enclosure and components that are painted prior to assembly to eliminate points of corrosion.

Any machine requirements necessary to get your job done, a 747 can be built to meet it. If a truck is more suited to your application, the 747 is offered to mount on your chassis or a factory provided unit with up to 3,000 gallons of water capacity. When truck mounted, power can be delivered by an auxiliary engine or via PTO hydrostatic drive from the chassis' power plant. Budget minded customers can look to the 545 series, which has the same construction features of the 747, but is without an engine and pump enclosure, or with engine enclosure only. Additional machine options include various pump configurations, wireless and tethered remote controls, tool storage, dual reels, safety lighting, integral CCTV system and more!




TOLL FREE 800.323.1604

MODEL 545 & 747 SERIES

ONE PIECE ENCLOSURE: Our one piece enclosure is designed to maintain its cosmetic and functional integrity throughout the life of your equipment. While most manufacturers bolt individual panels together to achieve its purpose this practice leads to rusting panels, missing fasteners and overall degradation of the equipment. In addition to the structural and cosmetic integrity, these enclosures function to maintain temperatures above freezing in most conditions. With steel or aluminum available as materials of construction, as well as the 80,000 BTU heater or various types of insulation packages, our units are designed for the harshest weather and road conditions.

DURAPROLENE WATER TANK: Many manufactures choose to build using plastic, however at Sewer Equipment, we offer trademarked DURAPROLENE tanks. Unlike typical "poly" materials of construction that are rotational molded and non-repairable, our DURAPROLENE material can be repaired long after the warranty has expired. In addition, our design is fully baffled, yielding dramatically improved stopability. It is UV stabilized for protection from the sun and the surface is textured to provide a long lasting finish that will withstand the test of time and keep your unit looking first rate long into the future.




BOX TUBE FRAME: As we all know, a steel box tube cross section is stronger than a "C" channel cross section. However, tube construction also costs more money. While this is indeed true, it also leads to a stronger and longer lasting frame designed to withstand the strenuous rigors of any application you throw at it. It is for this reason we utilize this concept in all our products and provide our customers with the best value in the market.


NEMA 4 WIRING: Moisture can cause havoc on electrical systems which is why we choose to protect our electrical systems with NEMA rated enclosures. NEMA is an acronym for National Electrical Manufacturers Association and this organization specifies design criteria for electrical enclosures and their sealing abilities. Rather than just run wires to and from various devices, we choose to design our products to resist the rigors of your application by utilizing these enclosures on our products and eliminate the maintenance issues related to moisture intrusion in electrical systems which do not use these methods.

SEWEREQUIPMENT.COM


BEST PRODUCTS, BEST LOCAL SUPPORT




MODEL	LENGTH	WIDTH	HEIGHT	MAX WATER CAPACITY	AXLE CONFIGURATIONS	MAX HOSE CAPACITY	HOSE SIZE
545	19' 6"	7' 6"	7' 6"	700 gallon	Single or Tandem Axle	1000'	1/2" - 1"




MODEL	LENGTH	WIDTH	HEIGHT	MAX WATER CAPACITY	AXLE CONFIGURATIONS	MAX HOSE CAPACITY	HOSE SIZE
747	19' 6"	7' 6"	7' 6"	700 gallon	Single or Tandem Axle	1000'	1/2" - 1"



MODEL	LENGTH	WIDTH	HEIGHT	MAX WATER CAPACITY	AXLE CONFIGURATIONS	MAX HOSE CAPACITY	HOSE SIZE
747 TK	26' 2"	8' 4"	8' 6"	700 gallon	Single or Tandem Axle	1000'	1/2" - 1"



MODEL	LENGTH	WIDTH	HEIGHT	MAX WATER CAPACITY	AXLE CONFIGURATIONS	MAX HOSE CAPACITY	HOSE SIZE
747 TV	20'	7' 6"	8'	700 gallon	Single or Tandem Axle	1000'	1/2" - 1"



MODEL	LENGTH	WIDTH	HEIGHT	MAX WATER CAPACITY	AXLE CONFIGURATIONS	MAX HOSE CAPACITY	HOSE SIZE
747 TK-TV	26' 8"	8' 4"	8' 6"	1500 gallon	Single or Tandem Axle	1000'	1/2" - 1"

TOLL FREE 800.323.1604

MODEL 545 & 747 SERIES

	747 CLASSIC	747 CLASSICTK	747 ECO	747 ECOTK	747 ECOTV	747 ECOTVTK	545
Engine & Pump							
91hp Engine Min	O	O	S	S	S	S	O
60hp Engine Min	S	S					S
Triplex Plunger Water Pump w/ 30 Minute Run-Dry: 40gpm @ 2000psi	S	S	S	S	S	S	S
Auto Shutdown (high engine temp/low oil pressure)	S	S	S	S	S	S	S
40gpm @ 3000psi Pump & 3000psi hose	O	O	O	O	O	O	O
122hp Engine Min,	O	O	O	O	O	O	O
65gpm @ 2000psi pump & 1" sewer hose							
Lighted NEMA 4 Control Panel	S	S	S	S	S	S	S
Tachometer/Hour Meter	S	S	S	S	S	S	O
Air Purge Valve	S	S	S	S	S	S	S
Painted Steel Shroud Enclosure with Locking Doors	S	S	S	S	S	S	
Non-Shrouded Design							S
Recirculation System	S	S	S	S	S	S	S
Electronic Clutch Engage	O	S	O	S	O	S	
Hydraulic Pressure Gauge	O	O	O	O	O	O	O
Drain Valve for Water Pump	O	O	O	O	O	O	O
Upgrade to Aluminum Shroud	O	O	O	O	O	O	
Upgrade to Aluminum Shroud (painted)	O	O	O	O	O	O	
Electronic Water On/Off Control	O	O	O	O	O	O	O
Electronic Throttle Control	O		O				O
Gauge Package (Hour Meter, Tach, Volt Oil Pressure Temp)							O
Tank & Fill							
700gal black Super Poly Water Tank	S	S	S	S	S	S	S
2.5" Fill System	S	S	S	S	S	S	S
Fill Hose Storage Rack	O	O	O	O	O	O	O
Winterization System	O	O	O	O	O	O	O
350 Gallon Super Poly Water Tank	O	O	O	O	O	O	
700 Gallon Duraprolene Water Tank	O	O	O	O	O	O	
1000 Gallon Duraprolene Water Tank		O		O		O	
1500 Gallon Duraprolene Water Tank		O		O		O	
2000 Gallon Duraprolene Water Tank		O		O		O	
2500 Gallon Duraprolene Water Tank		O		O		O	
3000 Gallon Duraprolene Water Tank		O		O		O	
10'x6" Lower Profile							
1500 Gallon Water Tank (Truck Only)		O		O		O	
10 Year Warranty for Duraprolene Water Tank	O	O	O	O	O	O	
Truck							
Mounting to approved Chassis		S		S		S	
Mud Flaps		S		S		S	
One Steel Underbody toolbox		S		S		S	O
Auxiliary Fuel Tank		S		S		S	S
Aluminum Underbody Toolbox 18"x18"x36"		O		O		O	
Additional Aluminum Underbody Toolbox		O		O		O	
Air Purge System		O		O		O	
Spray Bar for Front Bumper		O		O		O	
Hydrostatic Drive		O		O		O	
Rear Gauge Cluster		O		O		O	O
Rear Back-Up Camera System		O		O		O	
Combination Heavy Duty Ball Hitch		O		O		O	
Reese Style Hitch		O				O	
Trailer							
Tandem Axles 14,000lbs. GVWR	S		S		S		S
Electric brakes	S		S		S		S
2-5/16" Ball Hitch	S		S		S		S
Aluminum Toolbox	O		O		S		O
One Steel toolbox Fender Mounted	S		S				S
Spare Tire and Rim	O		O		O		O
Hydraulic Brakes	O		O		O		O
Power Jack	O		O		O		O
Chip Guard Coating	O		O		O		O

	747 CLASSIC	747 CLASSICTK	747 ECO	747 ECOTK	747 ECOTV	747 ECOTVTK	545
Hose Reel & Hose							
Rotating Safety Reel with 800' of 3/4" Hose	S	S	S	S			S
Dual Reel System							
Reel A- Rotating Safety Reel with 500' of Umbilical Cord @ 2500psi	O	O	O	O	S	S	
Reel B- Rotating Safety Reel with 600' of 3/4" @ 2500psi Hose							
Dual Reel System							
Reel A- 3/4" or 1" 600' Capacity Reel				O			
Reel B- 1/2" 600' Capacity Reel							
Automatic Level Wind with Hydraulic Up/Down	O	O	O	O	O	O	O
Automatic Level Wind with Hydraulic Up/Down (for Dual Reel)	O	O	O	O			
Fixed Hose Reel	O	O	O	O			O
1000' x 3/4" Capacity Hose Reel	O	O	O	O			
5/8" @ 4000psi Sewer Hose (for Dual Reel)				O			
1/2" @ 4000psi Sewer Hose	O		O	O			
3/4" @ 2500psi Sewer Hose	O	O	O	O			
3/4" 3000psi Sewer Hose			O	O			
1" 2500psi Sewer Hose	O	O	O	O			
1" 3000psi Sewer Hose			O	O			
Smart Counter	O	O	O	O	O	O	O
Smart Counter (for Dual Reel)	O	O	O	O	O	O	
Footage Meter (mounted on the Hose Reel)	O	O	O	O	O	O	O
Footage Meter (mounted on the manual level wind)	O	O	O	O			O
Lateral Line Cleaning Kit	O	O	O	O	O	O	O
Mini-Missile Nozzle	O	O	O	O	O	O	O
Patriot II Root Cutter Kit	O	O	O	O	O	O	O
25' x 3/4" Leader hose	O	O	O	O	O	O	O
25' x 1" Leader Hose	O	O	O	O	O	O	O
Wash-down system with gun & 25' of Hose	O	O	O	O	O	O	O
TV System							
Self-Leveling Color TV camera					S	S	
One 4" Jet Pod Skid					S	S	
Color Monitor					S	S	
DVR with Removable SD Card					S	S	
Additional Self Leveling Camer Head					O	O	
Additional 4" Jet Pod Skid						O	O
6" Jet Pod Skid Extensions					O	O	
8" Jet Pod Skid Extensions					O	O	
10" Jet Pod Skid Extensions					O	O	
12" Jet Pod Skid Extensions					O	O	
15" Jet Pod Skid Extensions					O	O	
18" Jet Pod Skid Extensions					O	O	
Tool Storage							
Hose Guide/Wash-Down Gun, Upstream Pully Guide Storage Tray	O	O	O	O	O		O
Additional							
Top Opening Aluminum Toolbox	O		O		O		O
Additional							
Top Opening Steel Toolbox	O		O		O		O
Long Handled Tool Storage Tube	O	O	O	O	O	O	
Root Cutter Maintenance Box	O	O	O	O	O	O	
Lighting							
LED D.O.T. Approved Lighting	S	S	S	S	S	S	S
Compartment lighting	O	O	O	O	O	O	O
LED Flood light	O	O	O	O	O	O	O
LED rotating beacon	O	O	O	O	O	O	O
LED Strobe Light	O	O	O	O	O	O	O
LED Arrow Board	O	O	O	O	O	O	O
Handheld Wireless Spotlight	O	O		O	O	O	O
Pendant Controls							
Basic Pendant	O	O	O	O	O	O	O
Standard Pendant	O	O	O	O	O	O	O
Master Pendant	O	O	O	O	O	O	O
Wireless Pendant	O	O	O	O	O	O	O

Legend	
Standard	S
Optional	O



SEWER EQUIPMENT CO. of AMERICA

Revised 05/17

Contents are copyrighted by Sewer Equipment Company of America

Products subject to change without notification.

Actual products may not be an exact match to product as shown.

800.323.1604
www.sewerequipment.com

